

### **Supplementary material 3:**

#### **Preparation of *DCST1-ASI* Stably Transfected Cell Lines**

The lentiviral fragment and negative control of *DCST1-ASI* were synthesized and packaged by Genechem (Shanghai, China). Using the GV493 plasmid as a vector, the sequence of the interference fragment was: 5'-ATCCACTGTGACTCACAAATT-3', and the negative control sequence was: 5'-TTCTCCGAACGTGTCACGT-3'. *DCST1-ASI* lentiviral overexpression vector and negative control were synthesized and packaged by GenePharma (Shanghai, China). The LV5 plasmid was used as the vector, and the empty vector was used as the negative control. MOI = 15 for BT-549 cells and 10 for MDA-MB-231 cells. 48 hours after infection, puromycin was added, and the screening concentration was 5 µg/mL, and continuous culture was performed to obtain lentivirus stable transfected cell lines.

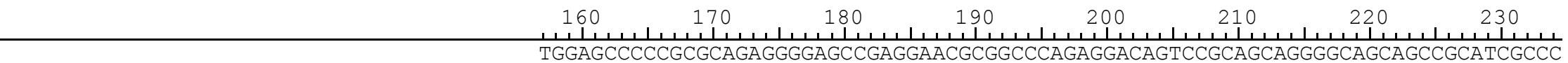
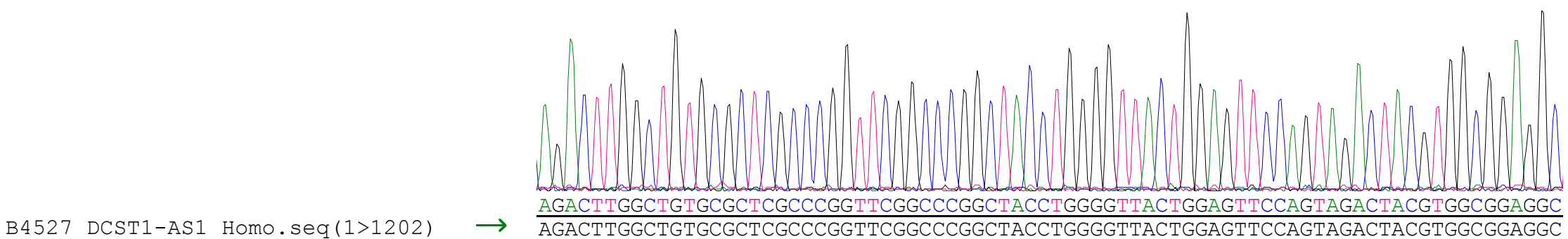
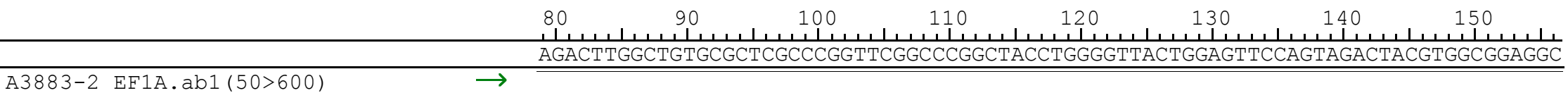
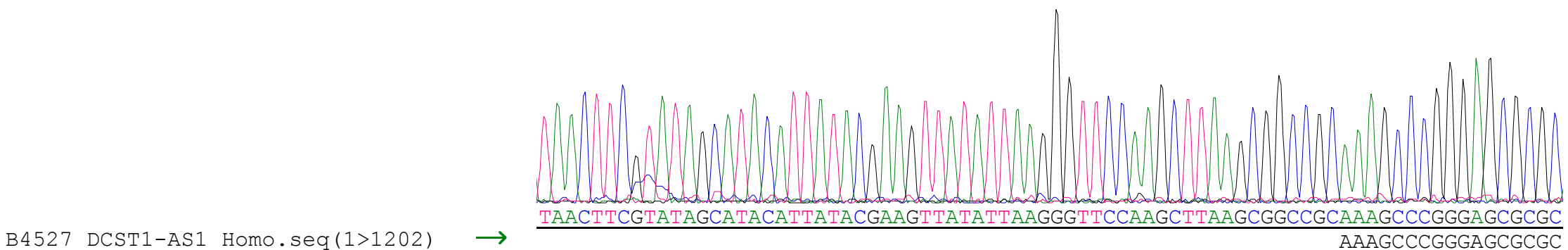
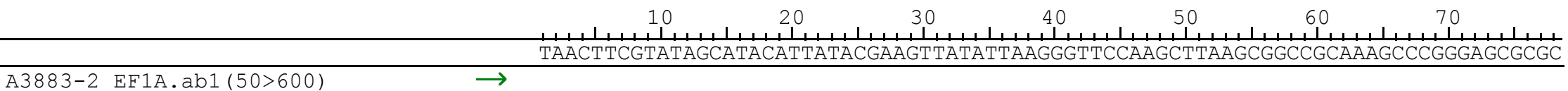
The sequencing results of the recombinant vectors are as follows:

## Interference vector sequencing result:

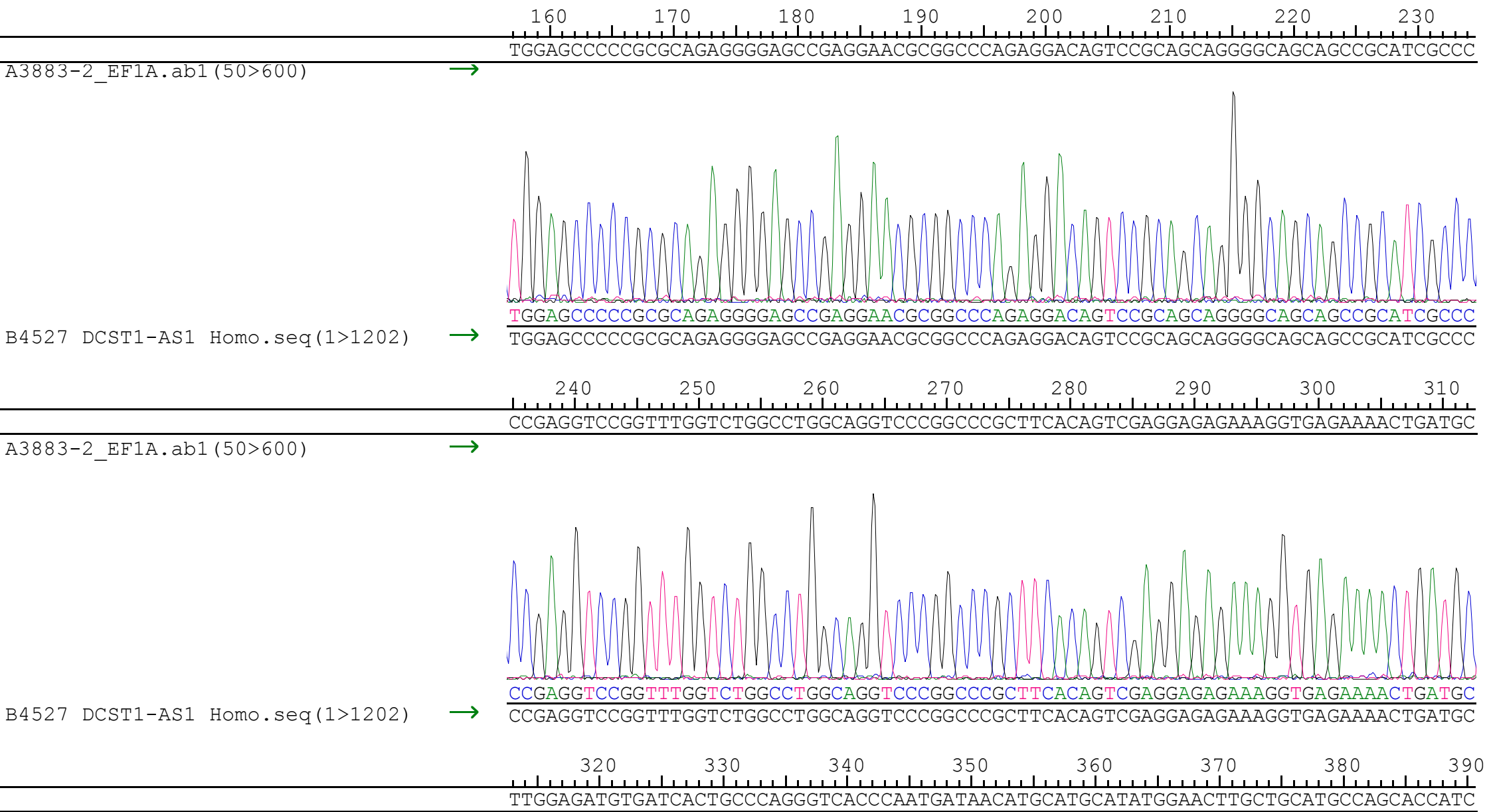
>PSC62906-1-H1-

F\_F02. ab1NNNNNTNAACTAAAGGATTACAAAAACAAATTACAAAAATTCAAAATTTTCGGGTTTATTACAGGGACA  
GCAGAGATCCAGTTTGGTTAATTAATCGAGCGGCCGCCCTTCACCGAGGGCCTATTTCCCATGATTCCTTCATATTT  
GCATATACGATACAAGGCTGTTAGAGAGATAATTGGAATTAATTTGACTGTAAACACAAAGATATTAGTACAAAATACG  
TGACGTAGAAAAGTAATAATTTCTTGGGTAGTTTGCAGTTTAAAATTATGTTTTAAATGGACTATCATATGCTTACCG  
TAACTTGAAAAGTATTTGATTTCTTGGCTTTATATATCTTGTGAAAAGGACGAAACA **CCGGATCCACTGTGACTCACAA**  
**ATTCTCGAGAATTTGTGAGTCACAGTGGATTTTT**GAATTCTCGACCTCGAGACAAATGGCAGTATTCATCCACGGATC  
CTAACCCGTGTCGGCTCCAACATAACTTACGGTAAATGGCCGCCTGGCTGACCGCCAACGACCCCGCCCATGACG  
TCAATAGTAACGCCAATAGGGACTTTCCATTGACGTCAATGGGTGGAGTATTTACGGTAAACTGCCCACTTGGCAGTAC  
ATCAAGTGATCATATGCCAAGTACGCCCCCTATTGACGTCAATGACGGTAAATGGCCGCCTGGCATTGTGCCAGTA  
CATGACCTTATGGGACTTTCTACTTGGCAGTACATCTACGTATTAGTCATCGCTATTACCATGGTCGAGGTGAGCCCC  
ACGTTCTGCTTCACTCTCCCCATCTCCCCCCCCTCCCCACCCCAATTTGTATTTATTTATTTTAAATTATTTGTG  
CAGCGATGGGGGCGGGGGGGGGGGGGGGCGCGCCAAGGCGGGGCCGGGGCGGGGCCGAGGGGCGGGGCGGGGCCG  
AGCCGANNGTGCGGCGNAGCCAATCAGAGCGGCGCGCTCCAAAGTTTCTTTTATGCGAGGCGCGCNCGGCGNCCTATA  
AAANCGAGCGCGNNGCGGGCGGGAGTCGCTGCNNGCTGCTTCGCCNTGCCGCTCGCGCCGCTCGAGCNNNNNNN  
CTNAANGACGGTANNCNAAGTGAACGGGNGNNNNNTTCTCCTCANNAGANTAGNT

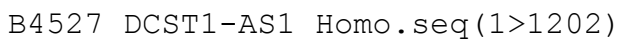
PSC62906-1 ccggATCCACTGTGACTCACAAATTctcgagAATTTGTGAGTCACAGTGGATTTTTtg



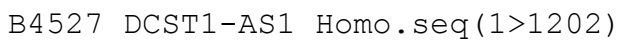
Project: Alignment of DCST1-AS1 Homo.sqd Contig 1



A3883-2 EF1A.ab1 (50&gt;600)



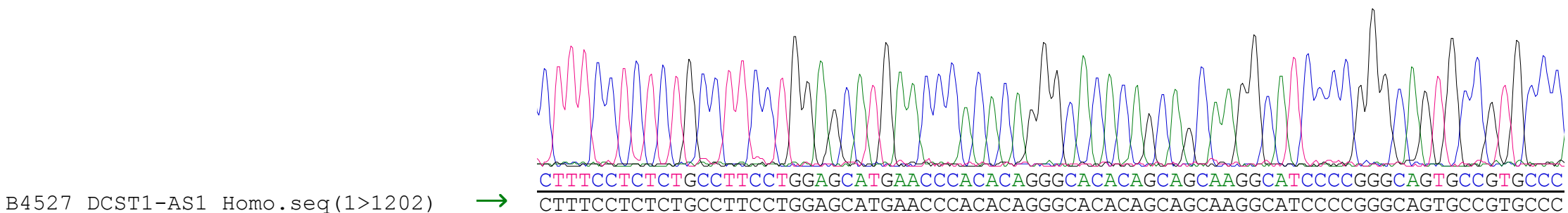
A3883-2 EF1A.ab1 (50&gt;600)



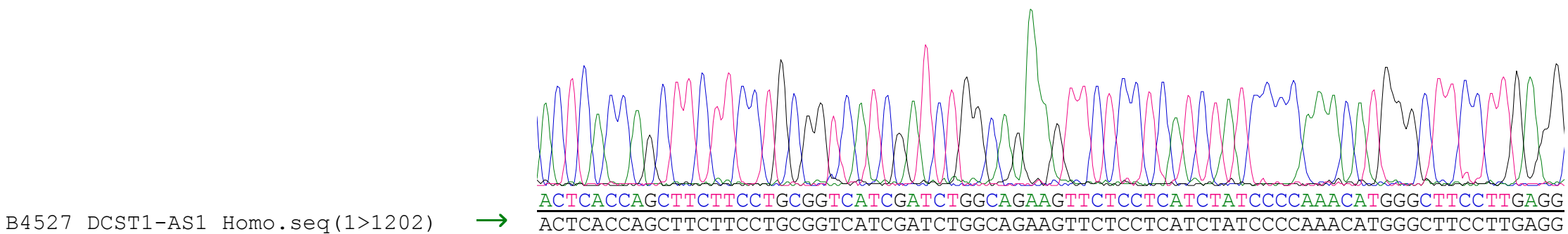
---

Project: Alignment of DCST1-AS1 Homo.sqd Contig 1

470 480 490 500 510 520 530 540  
CTTTCCTCTCTGCCTTCCTGGAGCATGAACCCACACAGGGCACACAGCAGCAAGGCATCCCCGGGCAGTGCCGTGCCC  
A3883-2\_EF1A.ab1 (50>600) →

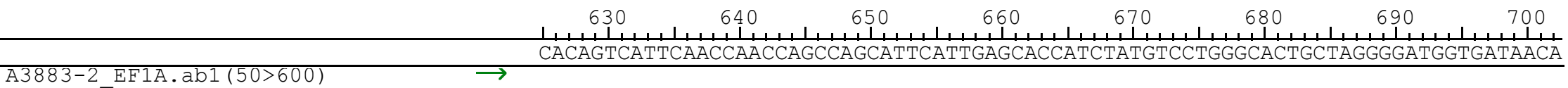


550 560 570 580 590 600 610 620  
ACTCACCAGCTTCTTCCTGCGGTCATCGATCTGGCAGAAGTTCTCCTCATCTATCCCCAAACATGGGCTTCCTTGAGG  
A3883-2\_EF1A.ab1 (50>600) →



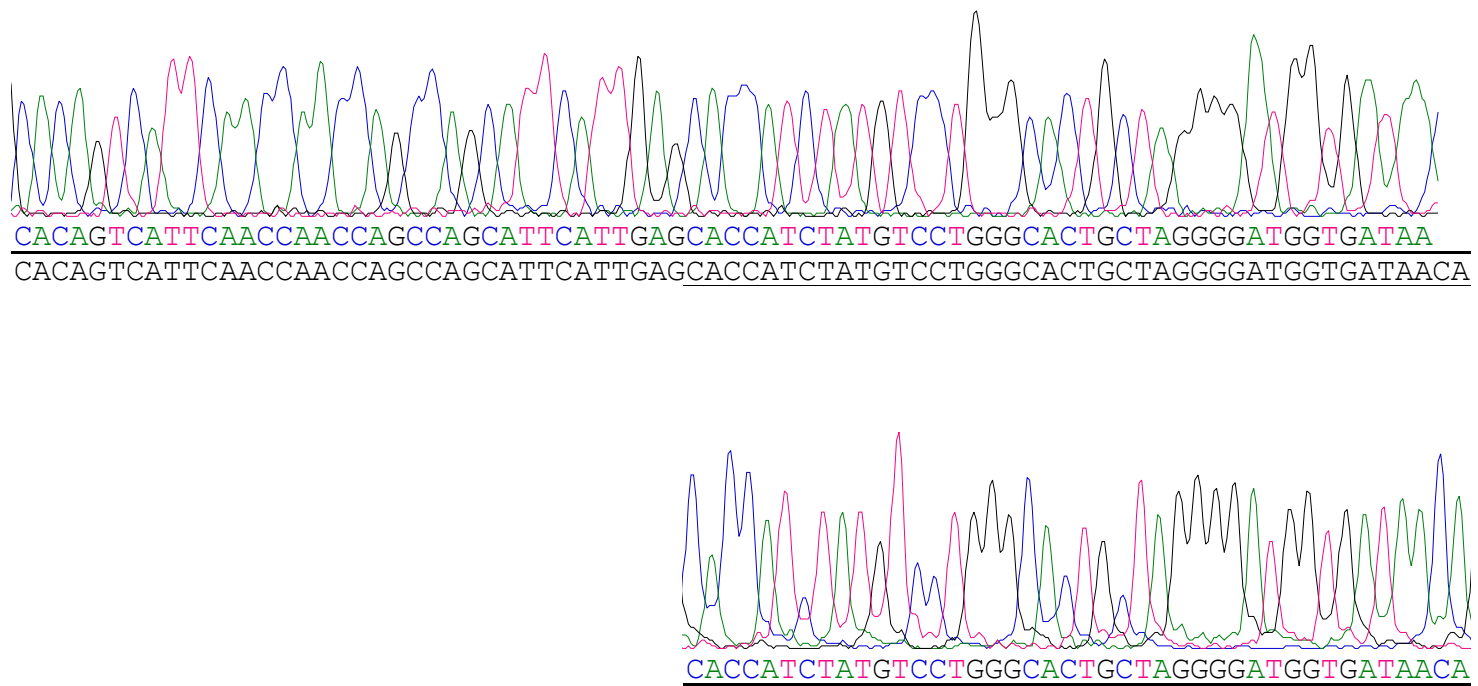
630 640 650 660 670 680 690 700  
CACAGTCATTCAACCAACCAGCCAGCATTGAGCACCATCTATGTCCTGGGCACTGCTAGGGGATGGTGATAACA

Project: Alignment of DCST1-AS1 Homo.sqd Contig 1



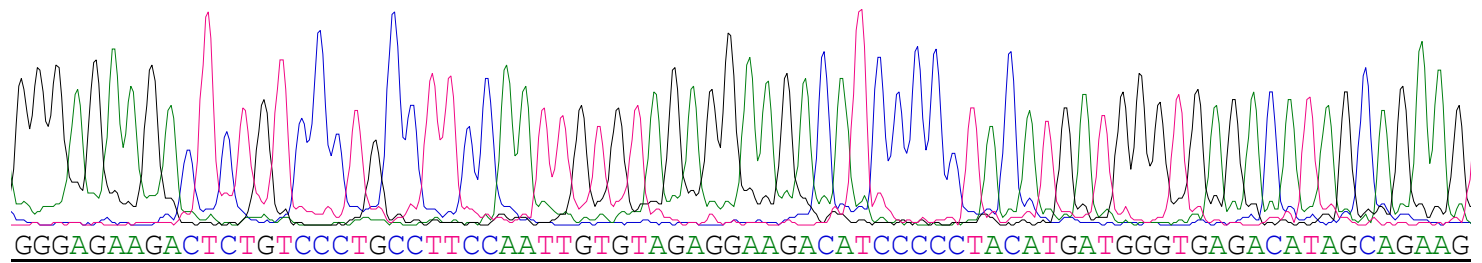
B4527 DCST1-AS1 Homo.seq (1>1202)

A3883-2\_PIRES2-EGFP-R.ab1 (50>600)

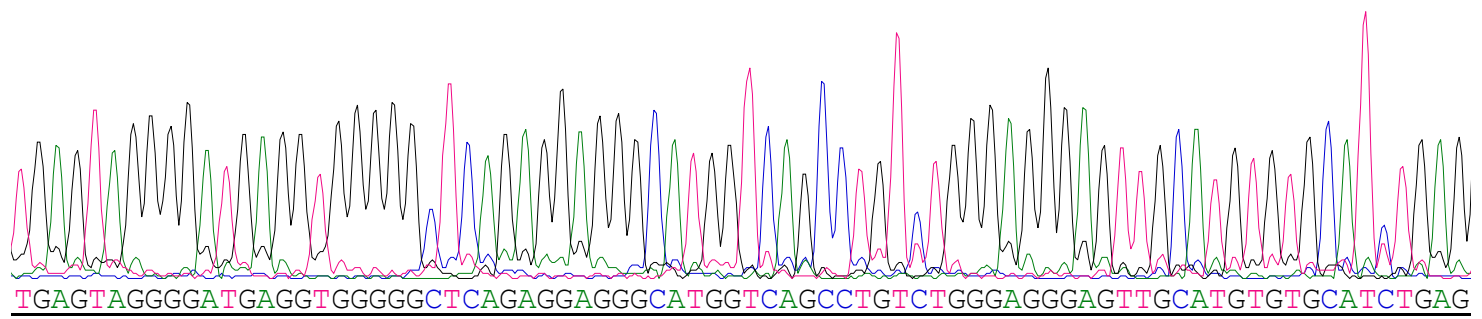


Project: Alignment of DCST1-AS1 Homo.sqd Contig 1

			710	720	730	740	750	760	770	780		
			GGGAGAAGACTCTGTCCCTGCCTTCCAATTGTGTAGAGGAAGACATCCCCCTACATGATGGGTGAGACATAGCAGAAG									
B4527	DCST1-AS1 Homo.seq (1>1202)	→	GGGAGAAGACTCTGTCCCTGCCTTCCAATTGTGTAGAGGAAGACATCCCCCTACATGATGGGTGAGACATAGCAGAAG									
A3883-2	_PIRES2-EGFP-R.ab1 (50>600)	←										

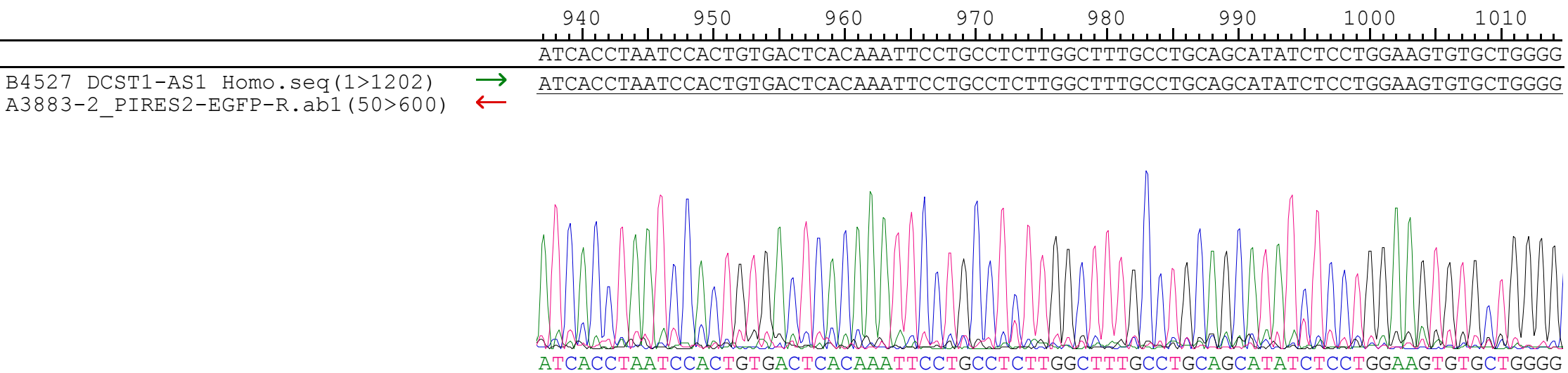
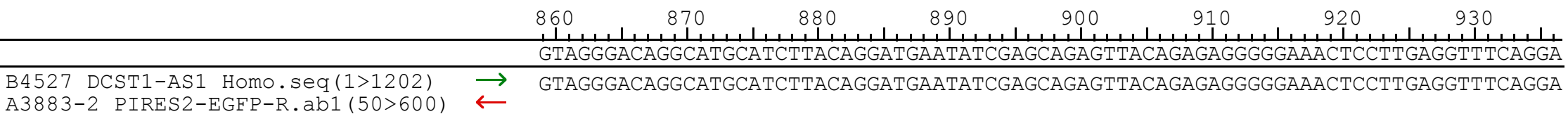


			790	800	810	820	830	840	850			
			TGAGTAGGGGATGAGGTGGGGGCTCAGAGGAGGGCATGGTCAGCCTGTCTGGGAGGGAGTTGCATGTGTGCATCTGAG									
B4527	DCST1-AS1 Homo.seq (1>1202)	→	TGAGTAGGGGATGAGGTGGGGGCTCAGAGGAGGGCATGGTCAGCCTGTCTGGGAGGGAGTTGCATGTGTGCATCTGAG									
A3883-2	_PIRES2-EGFP-R.ab1 (50>600)	←										

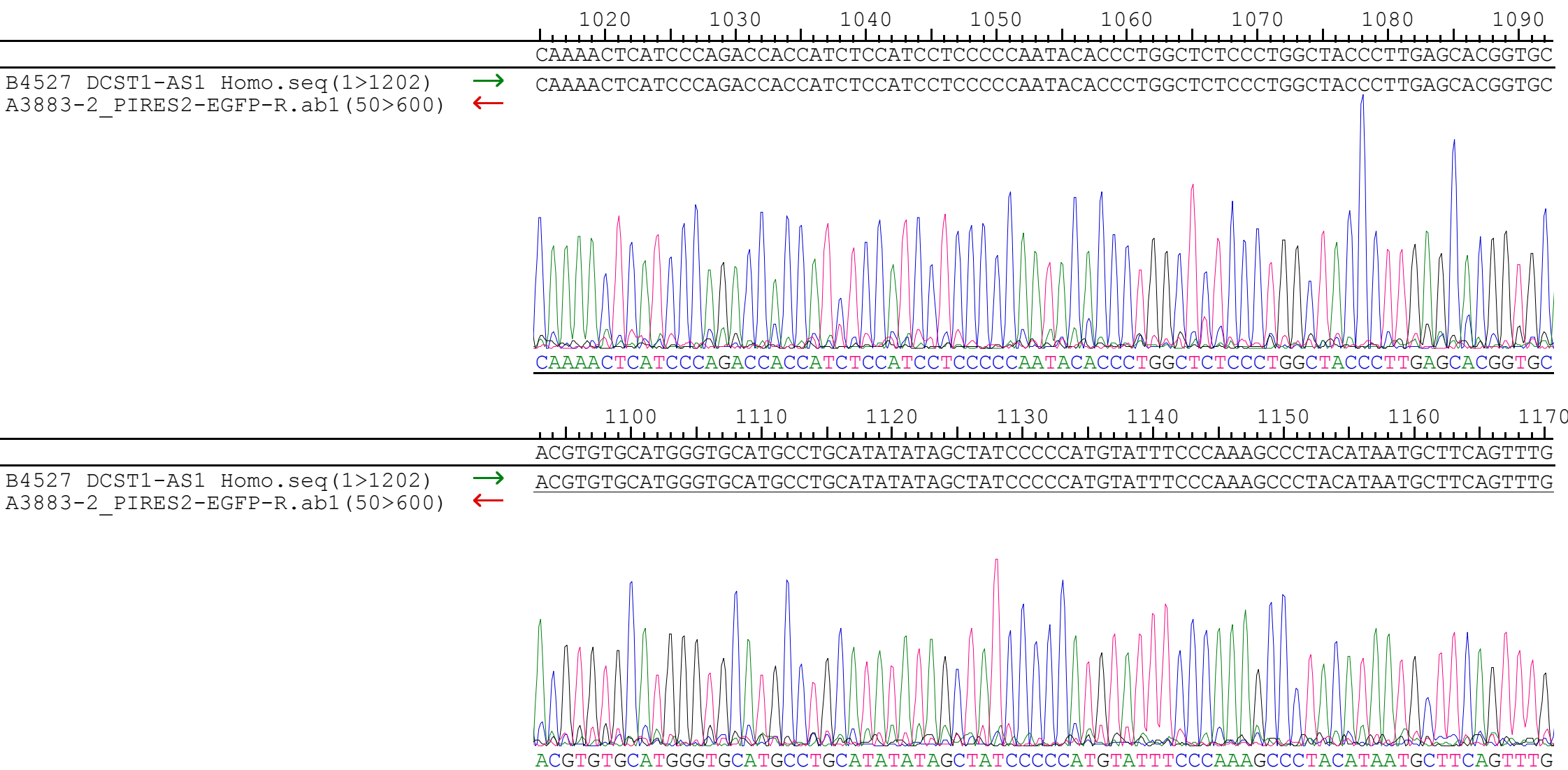




Project: Alignment of DCST1-AS1 Homo.sqd Contig 1



Project: Alignment of DCST1-AS1 Homo.sqd Contig 1



Project: Alignment of DCST1-AS1 Homo.sqd Contig 1

